
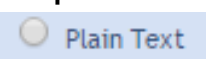




QR Code Quick Tips

Resource Guide for using QR Codes in the Classroom and Beyond

QR Codes can be scanned with any Smartphone, Tablet or Webcam

Sites to create QR Codes:

- [Google URL Shortener Extension](#) – “Hands Down” the **easiest** way to make a QR Code. (Link to sites/videos) Simply add the extension to Chrome and click on this icon  to make one.
- [QR Stuff.com](#) – Use this site to type a message you want to appear... (rewards, scan for compliments, answer to a problem) Remember to select    QR voice
when a picture is worth a hundred characters
- [QR Voice.net](#) – Creates an automated voice of typed text (100 ch.)
- [Audioboom](#) – Use this site to record your own voice, then use the Google extension to turn it into a QR Code.

Integration Ideas:

- Exit Slips
- Take Home Activities
- Newsletters
- Rewards/Confidence Boosters
- Link to website or blog
- Interactive Posters/Displays
- Book Reviews-class library or school library
- Pronunciation of Vocabulary
- Comprehension Checks –verbal discussions
- Scavenger Hunts
- Interactive Independent Practice
- Listening Centers –in class or take home
- Yearbooks
- Meet the Teacher Night/Conferences
- Mystery Problem of the Day
- Absentee Calendar –link to homework, labs, flipped lessons on video
- Content Review –add QR Codes to bottlecaps, Jenga pieces, checkers, Twister, task cards, Uno, Connect 4, inside eggs...
- App of the week –resource for parents
- Foreign Language practice –add audio pronunciations of words/phrases
- History –Link to reenactments of battles
- Science –Link to missed labs
- Math –Link to answer keys of practice problems

TECH THIS OUT!

Video about how one district has integrated QR Codes throughout their district!



<http://goo.gl/ohfoCu>

Link to all resources on www.fttech.tips

