
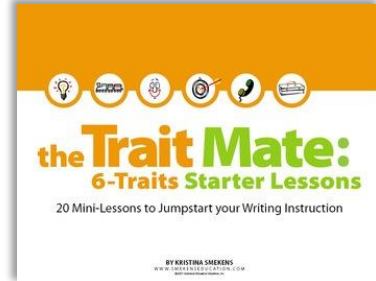


Ideas

K-2




- See Section 8 p. 71-
- Pumping up the Middle p. 116
- Adding Name Details p. 117
- Adding Color Details p. 118
- Adding Number Details p. 119
- Adding Feeling Words p. 120
- Adding Sensory Details p. 121
- Sticky Dot Details p. 122
- Write First, then Illustrate p. 123



- Narrow the Topic Lesson- Nesting Boxes
- ABC Detail Machine- ABC Chart
- Pump Up the Details-Balloon
- Revising Ideas- Revision Conf. Cards

3-12




- Pump Up Writing w/Details p. 62
- List Details Before Writing p. 63
- Narrow Topics p. 64
- 5 Minute Stories p. 65
- Narrative Appropriate Details p. 66
- Expository Appropriate Details p. 67
- Persuasive Appropriate Details p. 68

Pinterest




- Click above to launch the link to the Smekens board on IDEAS for more Mini-Lesson resources.

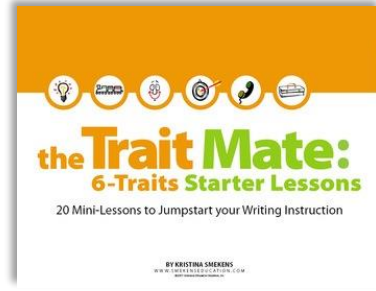


organization

K-2




- Round-Up Sentences p. 123
- Beginning + Middle + End p. 124
- Where Beginnings p. 125
- Patterned Beg. and Ends p. 126
- Mixing Beg. and Ends p. 127



- Transition Sentences –Blended Yarn
- Develop the Middle – Silly Putty
- Tie Beginnings and Endings – Yo-Yo
- Grocery List Pre-Writing – List Paper

3-12




- Grocery List Pre-Write p.70
- Storyboard Pre-Write p. 72
- Dissected Web Pre-Write p.74
- Table Top Pre-Write p. 75
- Persuasive Planner Pre-Write p. 76
- From Pre-Write to Draft p. 78
- Narrative Beginnings /Endings p. 79,80
- Expository Beginnings/Endings p.81,82
- Persuasive Beginnings/Endings p.83,84

Pinterest




- Click above to launch the link to the Smekens board on ORGANIZATION for more Mini-Lesson sources.

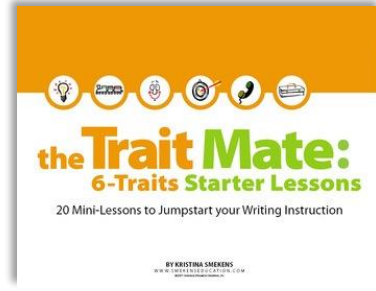


voice

K-2




- Communicate thru Pictures p.72
- Drawing People p.74
- Drawing Feelings p.76
- How to Lists p.95
- Adding Feeling Words p. 120



- Test Lady Audience – Dress as TL
- Finding Voice – Voice Poster
- Hearing Voice – Pictures of Emotions

3-12




- Topics and Attitudes p. 86
- Naming Voice p. 87
- Finding Voice p. 88
- Emotion Recipes p. 89
- Aww Contest p. 90
- Experiment w/Diff. Voices p. 91
- Audience p. 92
- Test Lady Audience p. 93
- Point of View p. 94
- Multiple Perspectives p. 95
- Day in the Life of p. 96

Pinterest




- Click above to launch the link to the Smekens board on VOICE for more Mini-Lesson sources.

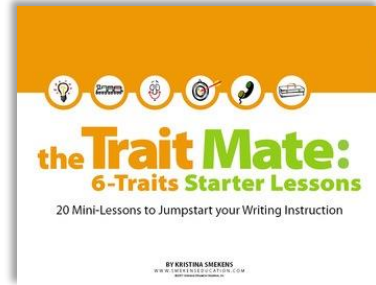


Word Choice

K-2




- Adding Feeling Words p.120
- Adding Sensory Details p. 121



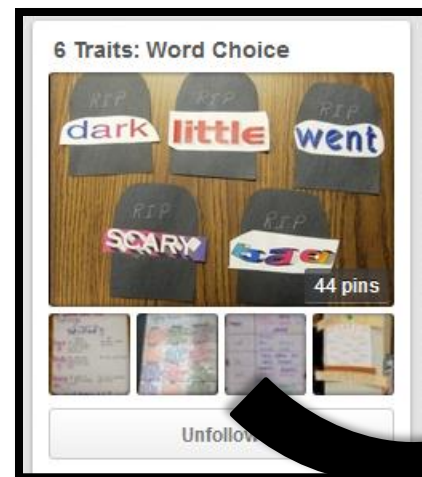
- Shades of Words – 64 Box of Crayons
- Purple Words – Purple Highlighter
- Taboo Words – Banned Symbol
- Dead Verbs – R.I.P. Tombstone

3-12



- Right word in the right spot p. 98
- Shades of Words p. 99
- Identify RIP Words p. 100
- Replace Weak Words p. 100
- Avoid Dead Verbs p. 101
- Sensory Star p. 102
- Single Sentence Contests p. 103
- Mouthwatering Menus p. 104
- Show Actions, Don't Tell Feelings p. 105


Pinterest



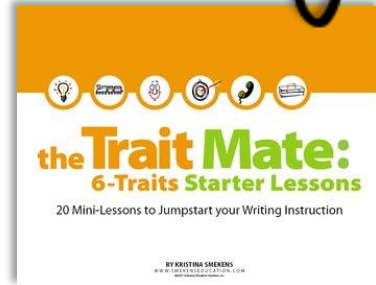
- Click above to launch the link to the Smekens board on WORD CHOICE for more Mini-Lesson sources.

Sentence Fluency

K-2




- Tower Test p.110
- Vary Sentence Beginnings p.111
- Super-Sized Sentence p.112
- Dice Game p.112
- Vary Sentence Length p.113
- Vary Sentence Types p.114




- Slinky Sentences – Slinky
- Sentence Length for Impact – Slinky
- Hearing Punctuation – Whisper Phone

3-12




- Slinky Test p. 108
- Intentional Sent. Variety p. 109
- Dice Game long/short p. 110, 111
- Fast vs Slow Topics p. 112
- Short,Short, Short Long Patterns p. 113
- Recognizing Parallel Structure p. 114
- Creating Parallel Structure p. 115

Pinterest




- Click above to launch the link to the Smekens board on SENTENCE FLUENCY for more Mini-Lesson resources.




CONVENTIONS

K-2




- Words need Spaces p.105
- Readers need Spaces p.105
- Beginning Sentence Capitals p.106
- Hearing Ending Marks p.106
- Crown a Convention Court p.107



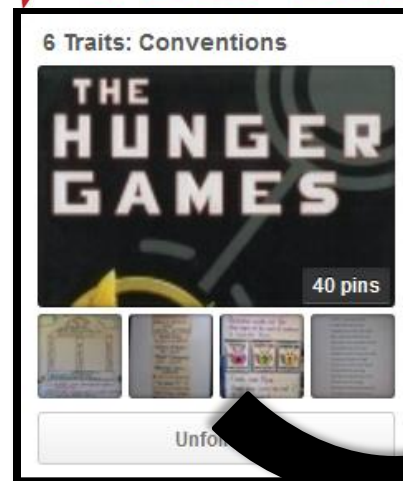
- Punctuation Walkabout – Movement
- Read-Up, Write Down – Hand of editing

3-12



- Edit for the Reader p. 118
- Read-Up, Write Down p. 119
- Focused Editing p. 120
- Editing Bingo p. 121
- Punctuation Study p. 122
- Hearing Punctuation p. 123
- Speaking Punctuation p. 124

Pinterest



- Click above to launch the link to the Smekens board on CONVENTIONS for more Mini-Lesson resources.



•Click on the image above to catch Kristina Smekens in action during these short but powerful video clips. During each segment, Kristina provides practical strategies for teaching reading or writing. With each video clip, lasting three minutes or less, teachers can capture great ideas to apply in their own classrooms right away.



Click the image to look for free WebPD.

What is webPD?

- A user-friendly web platform containing seminar-style literacy training videos.
- On-demand literacy training for every teacher across the K-12 spectrum.
- A trusted resource for helping teachers acquire best-practice literacy strategies.



Use the Trait Tracker from Smekens to guide you when selecting mini lessons with these picture books.

- Arnie the Doughnut
- Click, Clack, Moo
- Come On, Rain
- Diary of a Worm
- Fancy Nancy
- Fireflies!
- FOX
- Harriet, You'll Drive me Wild
- Lily's Purple Plastic Purse
- The Napping House
- Night Noises
- Piggie Pie!
- Polar Express
- Rattletrap Car
- The Recess Queen
- The Relatives Came
- Saturday Night at Dinosaur Stomp
- Saturdays and Teacakes
- When Sophie Gets Really Angry
- Wilfred Gordon McDonald Partridge